

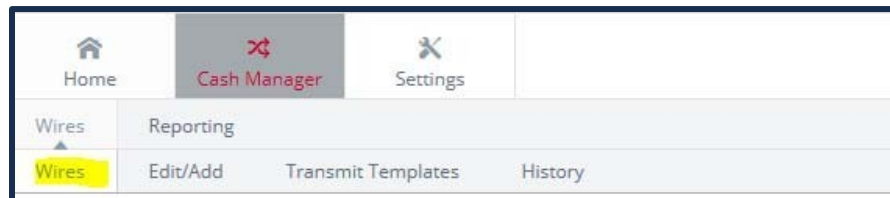
## Transmit a Domestic Wire via Online Banking With Dual Control

### Purpose

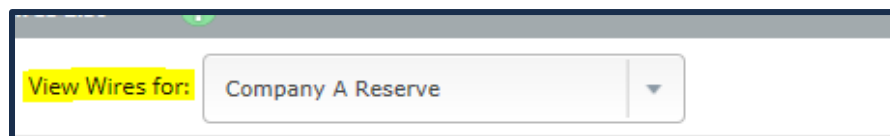
The purpose of this guide is to outline steps to approve and send a domestic wire via online banking with dual control. Dual control is the involvement of two people in the business transaction approval process to protect against fraud.

### Instructions

1. Login to your online banking account.
2. Navigate to *Cash Manager > Wires*



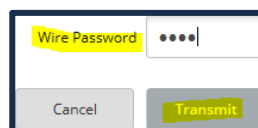
3. Select the appropriate account from the *View Wires for from* drop-down menu.



4. Select *Transmit* on the right-side of the screen for the correct wire.



4. When the screen refreshes, you will see the wire information. Enter your Wire PIN and select transmit.



5. If successful, you will receive the below success message. If you receive an error message, please address the identified problems and transmit the wire again.

